

# Socio-Economic Disparities among Beggars in Different Locations of District Lahore\_Pakistan

Imran Khan

Department of Geography, University of the Punjab, Lahore, Pakistan

**Email address:**

[imrankhan42784@gmail.com](mailto:imrankhan42784@gmail.com)

**To cite this article:**

Imran Khan. Socio-Economic Disparities among Beggars in Different Locations of District Lahore\_Pakistan. *International Journal of European Studies*. Vol. 2, No. 1, 2018, pp. 1-7. doi: 10.11648/j.ijes.20180201.11

**Received:** January 24, 2018; **Accepted:** February 24, 2018; **Published:** April 8, 2018

---

**Abstract:** Begging has experienced as more vital social issue in urban areas of developing countries. It has considered a product of numerous social problems such as poverty, unemployment, breakage of family, lack of education and so on. Current study aims to examine the socio-economic disparities among beggars in different locations of district Lahore\_Pakistan. This study is comprised on primary as well as secondary data. Primary data were obtained from beggars through questionnaires. This study showed that majority of beggars was found illiterate and resided in rented house in the study area. They were also deprived from safe drinking water, ownership of house, electricity and educational facilities. The socio economic characteristics revealed that begging was more frequent among male, illiterate, married and aged people, while socio cultural characteristics revealed that it was more frequent among Muslims as Muslims were found more generous than non-Muslims. It recommends that the government, NGO's, and welfare institutions need to play their roles to alleviate the incidence of begging. It also recommends further research works to address the problem of begging.

**Keywords:** Begging, Poverty, Unemployment, Educational Status, Average of Daily Income, Total Family Income

---

## 1. Introduction

Although there are inadequate written documents which indicated when and where the begging originated, various oral exercises indicated that it was originated when people started a diffident life across the whole world (Lucas, 2007). For example process of begging had not happened in primitive civilizations since these people started living and working jointly, and favored each other in various ways. But later when population began increasing, reserves began reducing quickly, and then a contest commenced between human beings over insufficient resources to fulfill and increased their countless necessities and desires. It is through this way that the "haves" and "have-nots" originated. Then the have-nots did not become able to live and had problems to fit the situations so they began begging as a ways of meeting their essential wants (Reda, 2011). Begging phenomenon has seemed in relation with private property (Handerson, 1904; Ottaway, 1975).

In primitive societies, begging had considered respectable and charity as a holy deed (Molsa, 1992). The problem of begging started due to the disintegrating of the early social structures and support system as a result of socio-economic

disorder and dissimilarities that had happened in different time and different places in history. For example, the beginning of industrial revolution, discovery of America, wars of 16<sup>th</sup> and 17<sup>th</sup> century for outward growth, the crusades and many other historical fluctuations which had severely affected the socio-economic systems took large parts of societies into begging, homelessness and theft (Handerson, 1904).

Begging is an antique phenomenon, which was firstly noted in Bible which showed the disabled beggars. Charities always sustained the continual expansion of the problem of begging. Muslim religion and Orthodox reflect charity and alms giving as holy act that will help the followers to attain an eternal life in heaven (Lucas, 2007).

Begging is described as the action of preventing people on the roads to appeal for aid, for example in the shape of money and food. There is a strong connection between begging and rough sleeping, and the despair conditions and multifaceted desires of the people involved in these activities. (Jabir H, et, al 2013).

Begging is a global phenomenon, and it has viewed to be more prominent in the third world countries. The problem of begging has witnessed on the base of numerous issues that have arisen over time. Among them poverty is the most

common problem of begging. Prevalent scarcity of basic necessities to live a healthier life is another factor of begging. Culture, physical disability, lack of social security schemes, alcohol drug and betting habits are other factors of begging. Begging has also viewed more noticeable in major cities of Great Britain and in those of others industrial countries (Namwata, et al, 2011).

These days, urbanization is being caused poverty and societal changes in various urban areas of Pakistan. This leads to more serious social problems, in which begging is extremely hazardous and a noticeable one (Nadia, 2011). In 2004, the International Labor Organization (ILO) carried out a research on begging in Pakistan, which reveals that begging is basically an urban phenomenon with regard to the profit of begging. The ILO also focuses the very vital aspect of combination of begging, in which people involve in begging with other financial and large amount of income producing activities, approving the relations between begging and other illegal activities such as drug use and sex work (ILO, 2004). Khan (2013) observed that in advanced countries beggars produce money by showing their skills, while in developing countries they live on the sympathy of community to make their livelihood. Gillin (1929) examined that beggary and vagrancy are the result of socio-economic disorders.

High occurrence of begging is the result of quick rate of urbanization of families on major highways disrupting economic, social and political changes, where they face severe poverty. (Yusuf, et, al 2012). According to the report of ILO (2009), there are twelve (12) million child bonded labor in Pakistan. Between them six (6) million are under the age of ten (10) years. A large number of child labor 1.9 million was found in Punjab. According to the report of ILO, sixty seven (67) such countries were found in the world where the condition of child labor was found very hazardous,

among them Pakistan is at no. six (6) (Saeed, 2015). Strong gangs or mafias are trafficked children into begging throughout the world. Drug addiction is associated by the force child begging. Third parties are used children into forced begging; both boys and girls are involved, who have forced into begging by strangers rather than their parents (Delap, E. 2009).

Begging is a profession which needs commitment, interest and attention and characterized by persistent rural-urban migration, high population growth rate, high cost of living, small income, and great unemployment rate (Demewozu W, 2005).

Begging has been in presence since ancient. Begging is a social issue having a challenge for urban planners. A large number of disabled people found in streets are street beggars. These poverty stricken persons get advantage of the economic condition of the most urban areas legal or illegal to get permanent residents of these urban centers (Rugoho & Siziba 2014). Begging as business is thought an evil as a beggar deceives and exploits others to support him rather than to consume his physical and spiritual power (Matei, et al, 2013).

Begging is a multifaceted social issue causing by the several and interconnected individual and basic shortages. It is the result of extreme degree of poverty (Tatek, 2009). In Pakistan, poverty is very frequent and a large number of migrants are being caught into poverty. There is a great difference in occurrence of poverty among rural and urban areas of Pakistan. According to the Economic Survey of Pakistan (2006) there were 28% poverty levels in rural areas and 15% in urban areas (Government of Pakistan, 2006). Poverty stricken take up begging as an alternate means of livelihood because they have no other option but to turn them into begging. In this regard economic factors are dynamic reason for begging (Abera, 1987 & Woubishet, 2005).

## 2. Study Area

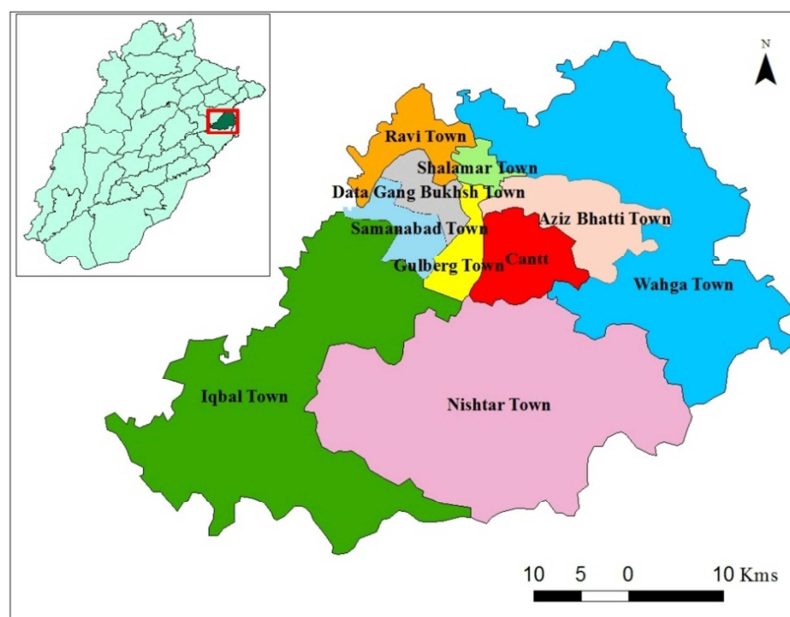


Figure 1. Study Area.

The Lahore district has spread over an area of 1772 sq.km. It is a Provincial Capital of Punjab and 2<sup>nd</sup> largest city of Pakistan next to Karachi. Its total population was estimated about 9.22 million with annual average growth rate of 1.55%. Urban population was 82.4% (City District Government, 2010). The city occupies the north eastern part of country. Geographically, lies between 31°15'-31°45' North latitude and 74°01'-74°39' East longitude. To the north and west, its boundary touches the boundary of district Sheikhpura, to the East Indian district of Amritsar and to its south district of Kasur. Presently it is divided into nine towns. River Ravi flows from the northern side of Lahore.

Lahore is famous as an educational city of Pakistan due to the prominent and having large number of educational institutions in the country like Punjab University, GC University and FC University etc. (Annual Administration Report, 2012).

### 3. Methodology

#### 3.1. Methodological Problems

Researcher faced various difficulties in conducting research on beggars in the study area. So, special attention has been taken concerning the moral and methodological subjects while designing and collecting data. There were also sampling problems to which locations the data were collected. As beggars were mobile and found everywhere, so problems were faced while designing reliable sampling technique. By using different approaches it became possible

to get information about beggars.

#### 3.2. Sampling Design

In order to improve generalization and validity of the study a sample size of 150 beggars was used. Random sampling method was used for selection of beggars as beggars keep on moving from one place to another. Nine towns of District Lahore were selected as a sample for this study.

#### 3.3. Data Collection

This study is carried out by using both primary data as well as secondary data. Primary data were obtained with the help of questionnaires and direct interviewed methods in the field. Well-designed questionnaires were used for this purpose. Secondary data were obtained from different sources such as relevant textbooks, journals, district census reports, newspapers, previous thesis, and internet.

#### 3.4. Data Analysis

Primary data collected through questionnaires were entered into SPSS after necessary checking. Then different statistical techniques were applied to analyze it. To explore the relationships among several variables different tables were created. Z-score was applied to find out socio-economic problems faced by beggars. Descriptive statistics were applied to get frequency and percentages of coded responses. Locations of begging were marked with the help of Google Earth. Different maps were created in GIS.

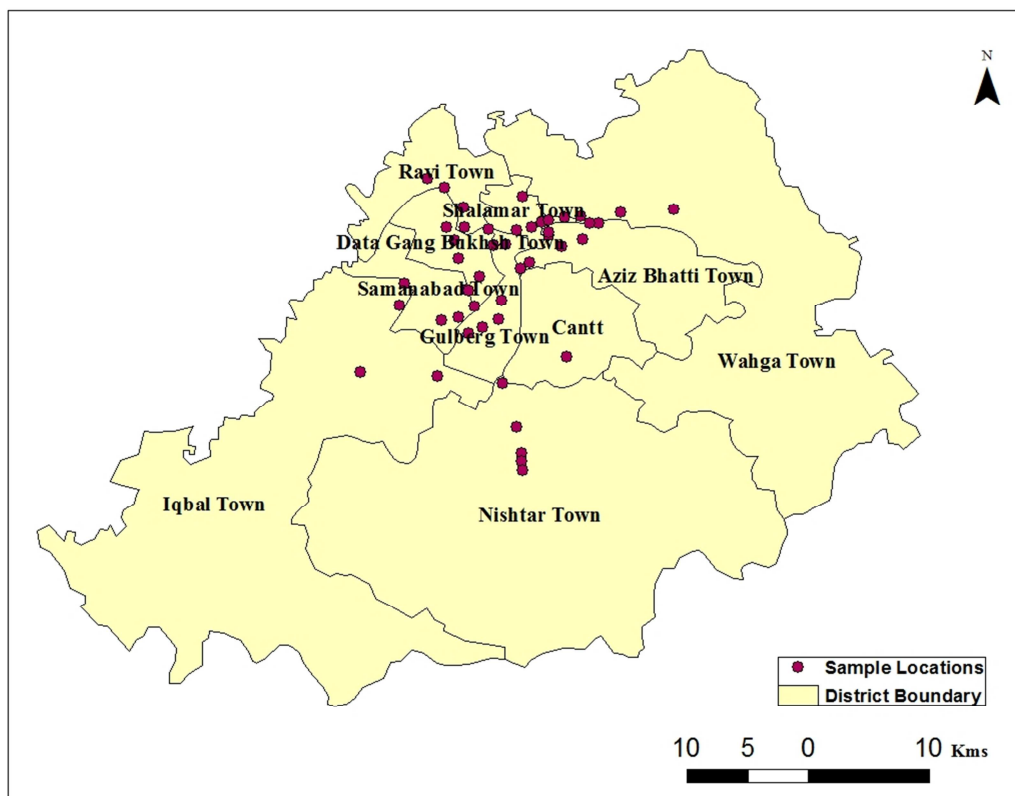


Figure 2. Sample Locations.

## 4. Results and Discussion

The impacts of demographic factors on socio-economic growth have become a fact of great concern with the appearance of modern demographic trends in developing countries in current decades. Socio-economic progress is greatly associated with demographic factors.

*Table 1. Gender Distribution.*

Gender	Frequency	Percentage%
Male	100	66.7
Female	50	33.3
Total	150	100

Table.1 shows that 66.7% (100) of the beggars were male while 33.3% (50) were female. This has a negative impact as male are culturally the head of their families.

*Table 2. Age of Respondents.*

Age	Frequency	Percentage%
<10	5	3.3
11-20	20	13.3
21-30	35	23.3
31-40	34	22.7
>40	56	37.4
Total	150	100

Table 2 reflects that 3.3% (5) beggars were under the age of ten (10) years, 13.3% (20) were 11-20 years, 23.3% (35) were 21-30 years, 22.7% (34) were 31-40 years and a large no. 37.4% (56) were above forty (40) years. Thus, it can be concluded that aged people constituted significantly large proportion of beggars in study area.

*Table 3. Marital Status of Beggars.*

Marital Status	Frequency	Percentage
Married	95	63.3
Single	46	30.7
Widow	6	4.0
Divorced	3	2.0
Total	150	100

Table 3 indicates that begging was more of married (63.3%) than single (30.7%), widow (4.0%) and divorced (2.0%). This was reflection that poverty and need to supply for the family was a main reason for begging in Lahore

*Table 4. Educational Status of Beggars.*

Educational Level	Frequency	Percentage
Illiterate	110	73.3
Primary	26	17.3
Middle	6	4.0
Matric	7	4.7
Religious	1	0.7
Total	150	100

Table 4 reflects that begging was most frequent among illiterate as 73.3% beggars were illiterate. This was followed by those with primary education 17.3%, Matric 4.7%, middle 4.0% while with those with religious education were 0.7%.

*Table 5. Ownership of House.*

Ownership	Frequency	Percentage
Rented	63	42.0
Owned	28	18.7
Huts	59	39.3
Total	150	100

Table 5 indicates the ownership of house of beggars in study area. A frequent no. of beggars 42.0% (63) lived on rented house, 18.7% (28) beggars owned their houses, while 39.3% (59) lived in huts.

*Table 6. Type of House.*

Type	Frequency	Percentage
Kacha	75	50.0
Pakka	59	39.3
Kacha & Pakka	16	10.7
Total	150	100

Table 6 indicates the type of house of beggars in study area. A large no. of beggars 50% (75) were living in kacha type of house, 39.3% (59) in pakka, while 10.7% (16) in kacha and pakka type of house.

*Table 7. Average of Daily Income of Beggars.*

Income	Frequency	Percentage
Rs. 0-1,000	118	78.7
Rs. 1,001-2,000	32	21.3
Total	150	100

Table 7 shows average of daily Income of beggars. The daily income of 78.7% (118) beggars was Rs. 0-1,000, while daily income of 21.3% (32) beggars was Rs. 1,001-2,000.

*Table 8. Religion of Beggars.*

Religion	Frequency	Percentage
Muslim	140	93.3
Non-Muslim	10	6.7
Total	150	100

Table 8 reveals that 93.3% (140) beggars in the study area were Muslims as Muslims were found more generous than non-Muslims, while 6.7% (10) were non-Muslims.

*Table 9. Residential Background of Beggars.*

Background	Frequency	Percentage
Urban	84	56.0
Rural	66	44.0
Total	150	100

Table 9 gives the idea of the residential background of Beggars in the study area. 56% (84) beggars belonged to urban background, while 44% (66) belonged to rural background.

*Table 10. Z-score.*

	No	Mean	Std. Deviation
Score	5	30	35.01428

**Table 11.** Socio-Economic problems faced by beggars.

S. No Problems	Frequency	Z-score
1. Poverty	88	1.65
2. Unemployment	38	0.22
3. Family Breakage	4	-0.74
4. Norms Satisfaction	10	-0.58
5. Others	10	-0.58

Table 11 gives proportional picture of socio-economic problems faced by beggars in Lahore. Positive scores reveal high incidence of problems among beggars. Majority of the beggars were suffering from poverty and unemployment in the study area. Negative scores of Family breakage, norms satisfaction and others were low incidence of socio-economic problems faced by beggars in the study area.

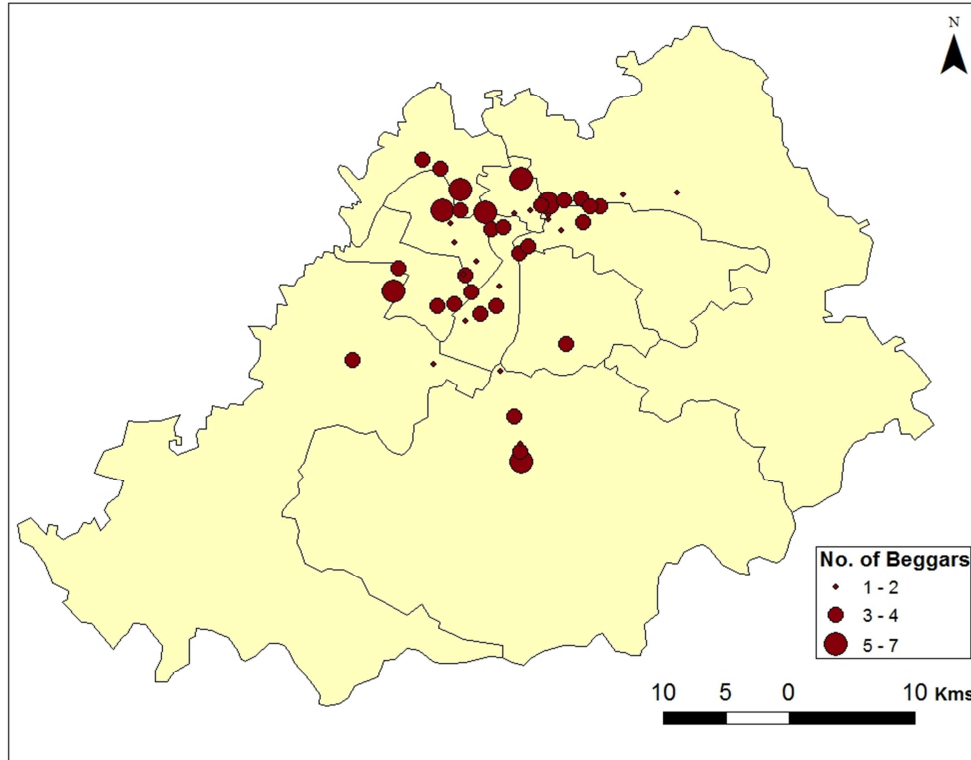
**Figure 3.** No. of Beggars at Different Sample Locations.

Figure 3 shows no. of beggars at different sample locations in the study area. Small size circles display one to two (1-2) beggars at one sample location. They were found at G. T Road Singhpura Stop, UET Main Gate, Allah Hoo Chowk Johar Town, Barkat Market, Quid-e-Azam Interchange Ring Road, Batapur, Shalimar Link Road, Shalimar Hospital, Youhanabad Bazar, Faisal Bazar Qenchi, Main Bazar Mozang, Lal Pul Stop Canal Road, Shadman Chowk, New Anarkali Bazar, Main Market Gulberg and Ichra Bazar.

Medium size circles show three to four (3-4) beggars at one sample location in the study area. They were found at Bhekaywal Morr, Niazi Bus Service, Shahdara Metro Station, Batti Chowk Bus Stop, Shah Alam Market, Chowk

Thokar Niaz Baig, Baghban Pura Bazar, Akhari Mint Stop, Salamatpura Bazar, Daroghewala Chowk, New Shalimar Housing Scheme Salamatpura, Bibi Pak Daman, Liberty Market, Fateh Garh Main Bazar, Garhi Shahu Bazar, Darbar Hazrat Mian Mir, Main Bazar Dharam Pura, Dullu Khurd Metro Station, Attari Saroba Metro Station, Kalma Chowk, 119 G Block DHA, Phase 1, Ayubia Market Muslim Town, Muslim Town Morr and Ichra Metro Station.

Large size circles show five to seven (5-7) beggars at one sample location. They were found to be located Lorry Adda, China Scheme, Liaquat Chowk Sabza Zar, Gajjumata Metro Station, Shalimar Chowk, Railway Station and Data Darbar.

Table 12 reveals chi-square analysis of different variables.

**Table 12.** Chi-Square Analysis of Different Variables.

Sr. No	Hypothesis	$\chi^2$	df	P-Value
1	Total Family income determines the type of house	25.231	6	.000
2	Ownership of house results in availability of water supply	119.245	3	.000
3	Availability of electricity depends upon Good Type of House.	119.506	3	.000
4	Educational status increases or decreases male monthly income	241.452	124	.000

The cross tabulation ( $\chi^2=25.231$ ,  $df=6$ ,  $p=0.000<0.05$ ) reveals that there exists a significant association in the response of "Total family income determines the type of house."

The result indicates that there is a strong relationship between total family income and type of house. So,  $H_0$  is rejected and accept  $H_1$ .

The cross tabulation ( $\chi^2=119.245$ ,  $df=3$ ,  $p=0.000<0.05$ )

indicates that there exists a significant relationship in the response of "Ownership of House results in availability of water supply." The result shows that there is a strong relationship between ownership of house and availability of water supply. So, H<sub>0</sub> is rejected and H<sub>1</sub> is accepted.

The cross tabulation ( $\chi^2=119.506$ ,  $df=3$ ,  $p=0.000<0.05$ ) indicates that there exists a significant association in the response of "Availability of electricity depends upon Good Type of House." The result shows that there is a strong relationship between availability of electricity and good type of house. So, H<sub>0</sub> is rejected and H<sub>1</sub> is accepted.

The cross tabulation ( $\chi^2=241.452$ ,  $df=124$ ,  $p=0.000<0.05$ ) indicates that there exists a significant association in the

response of "Educational status increases or decreases male monthly income." The result shows that there is a relationship between educational status and male monthly income. So, H<sub>0</sub> is rejected and accept H<sub>1</sub>

Table 13 shows regression analysis between total family income and availability of meal. There is one independent variable (total family income), so the F-test is testing if this one variable, total family income, predicts the percent of availability of meal better than if we used the availability of meal to predict all states' values. P-value (.000) is below the level of significance (0.05), which indicates that the model is significant. F-statistic's value is 23.059. The model clearly shows better that the p-value (in the Sig. column) is very low.

**Table 13.** Total Family Income vs Availability of Meal.

Model	Sum of Squares	Df	Mean Square	F	Sig.
1 Regression	6.672	1	6.672	23.059	.000
Residual	42.822	148	.289		
Total	49.493	149			

Dependent Variable: Availability of Meal Per Day.

Predictors: (Constant), Total Family Income.

**Table 14.** Coefficients.

Model	Un-standardized Coefficients		Standardized Coefficients	t	Sig.
	B	Std. Error	Beta		
1. (Constant)	1.062	.301		3.526	.001
Total Family Income	.388	.081	.367	4.802	.000

Dependent Variable: Availability of Meal Per Day.

The Un-standardized Coefficients of an independent variable (also called B or slope) calculates the power of its relationship with the dependent variable. In this model, the coefficient for total family income is .388. This shows that for every one percent increase in total family income, there is a predicted increase in availability of meal. (1 unit change in total family income brings 0.388 units increase in availability of meal per day). There is a significant score (.000) of "total family income" in the coefficients table. This is statistically significant relationship. So, there is an actual statistical association between total family income and availability of meal.

## 5. Conclusion

Begging which today has adopted by a large number of people is the result of human and many other environmental factors. Therefore main reasons of begging are originated from environmental, economic and socio-cultural problems that were examined in study area.

There are a number of problems that have contributed as a major part in resorting to a quite large number of people in begging activities. Unemployment and poverty are major social problems confronted by these people along with other problems i.e. family breakage, lack of education and various health problems. Begging is more pronounced in male and Muslims than in female and non-Muslims.

Begging is a major source of earning for a large number of people regardless of age, sex, religion and marital status.

Begging develops when people exhibit to be more generous. Social facilities including non-governmental organizations are also pulling factors that attract many people towards begging.

## Recommendations

On the basis of said study the following recommendations have suggested to lessen the occurrence of begging in the study area.

There is no proper law that helps to alleviate the social issue of begging in Pakistan. Therefore, it is a need of hour to make solid laws throughout the country to eliminate the occurrence of begging.

Family disorders, poverty and unemployment take people towards begging. Therefore, social welfare and rehabilitation facilities by counselors, social workers, psychologists and professionals can provide to those people who really need assistance, then they will be able to lead happy life in the society.

There is need to establish different institutes like tailoring, gardening, book binding and sewing for beggars so that they may keep themselves busy as well as earning their livelihood.

Government and NGO's can offer old age funds to those beggars who are old aged and unable to do any work. Majority of the beggars in the study area were deprived from housing facilities, safe drinking water and electricity. By providing them these facilities society may keep them away from begging.

A large no. of beggars (73.3%) was found illiterate in the study area. State can overcome the occurrence of begging by providing the opportunities of education to the children who are involved in begging. There is need to enroll all the children of relevant ages in the school, so that these children may get compulsory education rather than involving into begging. Education should be offered free of cost.

## References

- [1] Aberra, G. (1987). *The case of twenty beggars in Akaki*. Unpublished senior essay Submitted to the department of sociology and social administration, Addis Ababa University. BA research Paper.
- [2] Annual Administration Report of Lahore. (2012).
- [3] City District Government, Lahore (2010).
- [4] Delap, E. (2009). "Forced Child Begging" Anti-Slavery International Report, ISBN: 978 900918-72-8.
- [5] Demewozu, W. (2005) "Begging as a Means of Livelihood: Conferring with the poor at the Orthodox Religious Ceremonial Days in Addis Ababa". Department of Sociology and Social Anthropology, Addis Ababa University. African Study Monographs, Suppl. 29: 185-191, pp. 185-191.
- [6] Gillin, J. L (1929). "Vagrancy and begging", American Journal of Sociology, vol. 35, no. 3, pp. 424-432.
- [7] Government of Pakistan. (2006). Economic Survey of Pakistan.
- [8] Handerson, Richmund C. (1904). "Modern Methods of Charity Macmillan, N. Y".
- [9] International Labour Organization, 2004), Collective for Social Science Research, Karachi, "A rapid Assessment of bonded Labour in Domestic work and begging in Pakistan".
- [10] International Labour Organization. (2009). Surviving the Streets, "A Study of Street Children in Pakistan".
- [11] Jabir, H. Menka. Ahmed, H. (2013) "Regional Analysis of Various Places of Begging". International Journal of Development Research. Department of Geography, Aligarh Muslim University, Aligarh. Vol. 3, Issue, 10, pp. 114-119.
- [12] Khan, J. (2013). "Problem of Beggars". A case study: International Journal of Management and Social Sciences Research, pp. 67-74.
- [13] Lucas, D. (2007). "The determinents of begging and its consequence in Addis Ababa". Unpublished MA Theses, Addis Ababa University.
- [14] Matei, E., Dumitrache, L., Manea, G., Coco, O., & Mihalache, C. (2013). "Begging Phenomenon in Bucharest City: Dimensions and Patterns of Expression" Social Sciences Citation Index, vol. 43, pp. 61-79, www.doaj.org and www.scopus.com.
- [15] MOLSA, (1992). "Study on Begging in Addis Ababa: Action Oriented Addis Ababa, Ethiopia".
- [16] Nadia, A. (2011). "Beggarrization: Beggary as an Organized Crime in Pakistan" A thesis of Graduate degree program in Global and International Studies and the Graduate Faculty of the University of Kansas.
- [17] Namwata, B. M. L., Mgabo, M. R., and Dimoso, P. (2011). "Demographic Dimensions and Their Implications on the Incidence of Street Begging In Urban Areas of Central Tanzania: the Case of Dodoma and Singida Municipalities" Global Journal of Human Social Science, Vol. 11, pp. 55-62.
- [18] Ottaway, M. (1975). "Urbanization in Ethiopia": A Text with Readings in Urban Sociology, A. A. U, Unpublished.
- [19] Reda, A. T. (2011) "The Causes and Psychological Consequences of Begging in Addis Ababa Among Beggars coming from Tigray Regional State". School of Graduate Study, Institute of Psychology, Addis Ababa University.
- [20] Rugoho, T. Siziba, B. (2014) "Rejected People: Beggars with Disabilities in the City of Harare". Developing Countries Study. ISSN 2224-607X (Paper) ISSN 2225-0565 (Online). Vol. 4, No. 26, pp. 51-56.
- [21] Saeed, (2015). Nawai Waqt Lahore, Pakistan.
- [22] Tatek, A. (2009). "The survival strategies of Ethiopian child beggars". The 16<sup>th</sup> International Conference of Ethiopian Studies, Trondheim.
- [23] Yusuf, et, al. (2012). "The extent of People Involvement in the National Basic Reforms in Ilorin Emirate, Nigeria."
- [24] Woubishet, D. (2005). "Begging as means of livelihood: Conferring with the poor at the Orthodox religious ceremonial day in Addis Ababa". African study monographs, Supplementary issue 29, 185-191.